

VISSMANN



your guide to
**bathroom
water heating &
renovation**

www.viessmann.com.vn/en/bathroom-guide

building your private sanctuary

Congratulations on landing yourself a new space! Amid the 1,001 things to consider in your journey to transform the space into your ideal home, the bathroom is, perhaps, the most important room in the house that deserves more attention than what it may receive.

That's why we are here to help.



how to use this guide

Make the *right considerations* before you start renovations

Get *expert tips* to avoid pitfalls in bathroom renovation

Learn how to *choose the right water heater* for your home

Throughout this guide, we have included practical tips, design ideas and essential checklists to make your bathroom renovation enjoyable and successful.





contents

Foreword

- 2 Building your private sanctuary
- 3 How to use this guide

Considerations

- 5 Lifestyle
- 7 Trending bathroom designs
- 12 Renovation budget

Renovation tips

- 13 Common mistakes to avoid
- 14 About water heating

Shower guide

- 15 Your perfect shower
- 17 Storage water heaters
- 20 Instant water heaters
- 22 Installation checklist
- 23 Useful links

considerations **your lifestyle**

Beyond cabinetry and aesthetics, a successfully designed bathroom must cater to the lifestyle needs of you and your family. The trick is in asking the right questions before you start.

Who's living in your household?

Consider the age and lifestyles of family members and design the bathrooms according to their needs.

How frequently do you shower?

If your household members shower frequently, consider installing storage water heaters with a bigger tank capacity or instant heaters so that there is sufficient hot water on demand.

Do you need hot water elsewhere?

If you need hot water for your kitchen and bathroom mixers, consider installing storage water heaters to supply hot water to multiple points.





How much light is enough?

Though most couples prefer ambient lighting over ceiling mounted or down lights, be sure to prepare additional lighting points to install the latter for the ladies to apply make-up, and if you need to cater for young children or seniors at home.

How much storage do you need?

A wall-hung vanity makes your bathroom modern and spacious, but limits the amount of storage as a trade-off. If you need space, consider a freestanding vanity that is made of waterproof material.



considerations
your lifestyle

Once you have the answers to these questions, it is time to consider the design theme of your bathroom.

trending bathroom designs

courtesy from



The Local **INN.terior**
Pte. Ltd.

The modern homeowner seeks to create a home space that will make them feel perfectly pampered and reflect who they are. Check out what we have on the radar for the bathroom.

www.thelocalinterior.com.sg





trending design
minimalist

A Minimalist design in the bathroom involves using bare essentials, characterized by clean lines and a monochromatic palette to create a clutter-free and serene space.

To make a minimalist space feel more welcoming, consider incorporating the use of different shades and textures to add a soothing warmth.





trending design

rustic

Rustic represents a natural, aged and casual design style in interiors. Though traditional rustic design has been heavy and dark, a more contemporary rustic style has emerged with a fresh and light aesthetic.

Choose your own distinct variation of the rustic design style, using wooden furniture, wood-effect tiles and industrial-style fittings to add that old-time feel to your bathroom.





trending design
japandi

A combination of Japanese and Scandinavian designs, Japandi is a distinctive style in interiors where East meets West and the aesthetics are focused on simplicity, natural elements and comfort.

Create your own Japandi style by defining whether the final look should be more Scandinavian or Japanese.

Opt for vintage or handmade decorations rather than mass produced.



trending design

modern contemporary

Who wouldn't like a bathroom that's up-to-date with the world's current design trends? A modern contemporary design style is characterized by a dark colour palette with bright colour accents and the clever use of lighting.



Large mirrors with LED lights, and the emphasis on negative space brings out the contemporary touch to your design.

Use bright coloured accents to bring out the simple sophistication in this style.

common mistakes to avoid

Redesigning your bathroom is not just about choosing the right tiles and making a pretty vanity. Ensure that your bathroom is safe and practical to use with some useful tips from the experts.

1. Overlooking proper ventilation

Prevent mould growth and unpleasant odours with the use of exhaust fans or windows to circulate the air in the bathroom.

2. Not catering enough light

Apart from ambient lighting, be sure to cater ample lighting throughout the space to ensure visibility and functionality.

3. Choosing unsuitable materials

Ensure that materials used in the wet area and vanity are not prone to water damage and are easy to clean.

4. Buying the wrong appliances

Make sure that your water heater and fittings are planned at the right locations and are of the correct dimensions.



5. Incorrect wiring

Set a dedicated power point and use a heater switch, instead of a 2-pin plug to ensure that power does not trip at home.

6. Incorrect water inlet and outlet connections


Make sure that the water inlet and outlet are connected correctly for your water heater, otherwise its heating function will not be able to operate properly.

about water heating

There are two types of water heaters commonly used for water heating in apartments. When deciding which one to get, what is important that you get something that suits your needs.

Use the chart on the right to decide on the type of water heater that suits your lifestyle and household needs.

		Instant Heaters	Storage Heaters
1	Cost-friendly (Setup)	★ ★ ★ ★ ★	★ ★ ★
2	Cost-friendly (Running)	★ ★ ★	★ ★ ★ ★ ★
3	Safety	★ ★ ★ ★ ★	★ ★ ★ ★ ★
4	Water Efficiency	★ ★ ★ ★ ★	★ ★ ★
5	Ease of Installation	★ ★ ★ ★ ★	★ ★ ★ ★
6	Speed of Heating	★ ★ ★ ★ ★	★ ★ ★
7	Water Pressure	★ ★	★ ★ ★ ★ ★
8	Water Temperature	★ ★ ★	★ ★ ★ ★ ★
9	Maintenance	★ ★ ★ ★ ★	★ ★ ★ ★



your perfect shower

Nothing beats coming home to a comforting warm shower after a long day and every water heater is made different to cater to varying needs.



Storage water heaters

Available in various sizes and capacities, this type of water heater is ideal if you are looking to supply hot water to multiple points.

QUICK TIPS

- Measure the amount of space in your bathroom and check it against the dimensions of the water heater before you buy.
- Cater 10 minutes (estimated) to allow the heating process to complete.
- Use kitchen and bathroom mixers, not taps, so that hot water can be discharged at the various points.





Instant water heaters

This type of water heater is ideal if you are looking to supply hot water instantly to a single point (i.e. the bathroom shower).

QUICK TIPS

- Be sure to wire your water heater to a dedicated heating point with a heater switch.
- Make sure that your water inlet and outlets are connected correctly before use.
- Reduce the flow rate from the hand shower spray if you need to increase the temperature on a rainy day.

your perfect shower

Nothing beats coming home to a comforting warm shower after a long day and every water heater is made different to cater to varying needs.



getting the right storage water heater

A storage water heater maximises your comfort in the shower by maintaining a consistently strong water pressure through the shower head. Consider these 6 factors when deciding which storage water heater is right for you.

1. SAFETY

Good storage water heaters come with a high quality thermostat to prevent overheating and an electronic earth-leakage circuit breaker (ELCB) and water-resistant casing material to assure maximum safety.

2. QUALITY

Check that the tank and heating element of your storage water heater is made of high quality material that prevents corrosion.

AS ALWAYS, SAFETY FIRST

All **Vitowell comfort storage water heaters** are fully equipped with a water resistant casing material and safety thermostats to offer robust protection against electric shock hazards

LONGER WATER TANK LIFE

Our storage water heaters are engineered with **Ceratech Technology**, a proprietary coating formula that provides high resistance to corrosion and reduction in scale build-up, making the heater more durable.



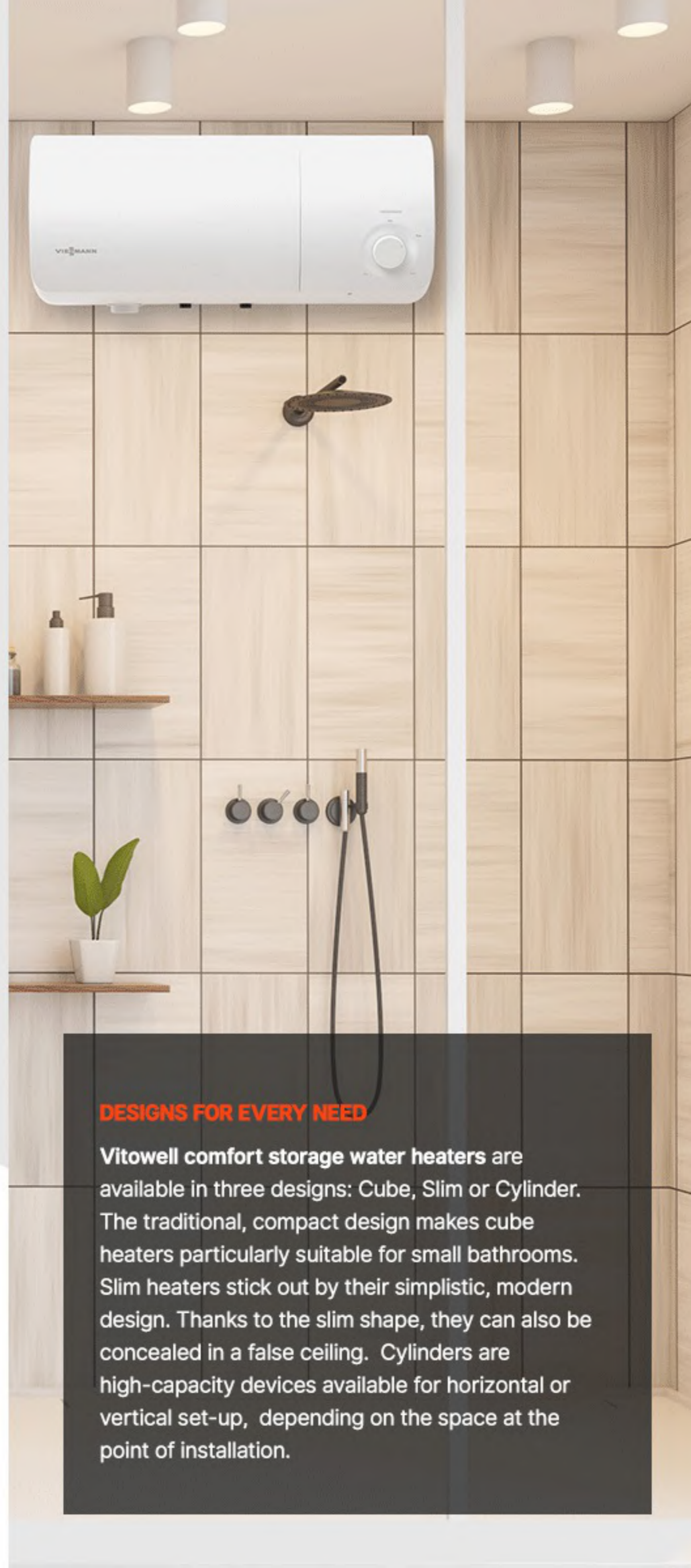
3. CAPACITY

Choose your storage water heater based on the amount of water you need. Use this recommendation as a guide.

1-2 pax	10L / 15L
2-3 pax	20L
4 pax	30L
> 4 pax	50L / 80L / 100L

4. INSTALLATION AREA

Ensure that the dimensions of the storage water heater can fit into the space where you would like to install within your bathroom for proper installation and access for any maintenance work.



DESIGNS FOR EVERY NEED

Vitowell comfort storage water heaters are available in three designs: Cube, Slim or Cylinder. The traditional, compact design makes cube heaters particularly suitable for small bathrooms. Slim heaters stick out by their simplistic, modern design. Thanks to the slim shape, they can also be concealed in a false ceiling. Cylinders are high-capacity devices available for horizontal or vertical set-up, depending on the space at the point of installation.



WHICH CAPACITY?

Select the storage water heater with features that best fit your needs and budget. Vitowell comfort storage water heaters come in 7 capacities to suit households of different sizes.



5. CONVENIENCE

Choose a modern storage water heater that can heat water up at the right time, just before your shower, so that you don't have to wait or guess if there will be enough hot water.

6. ENERGY USE

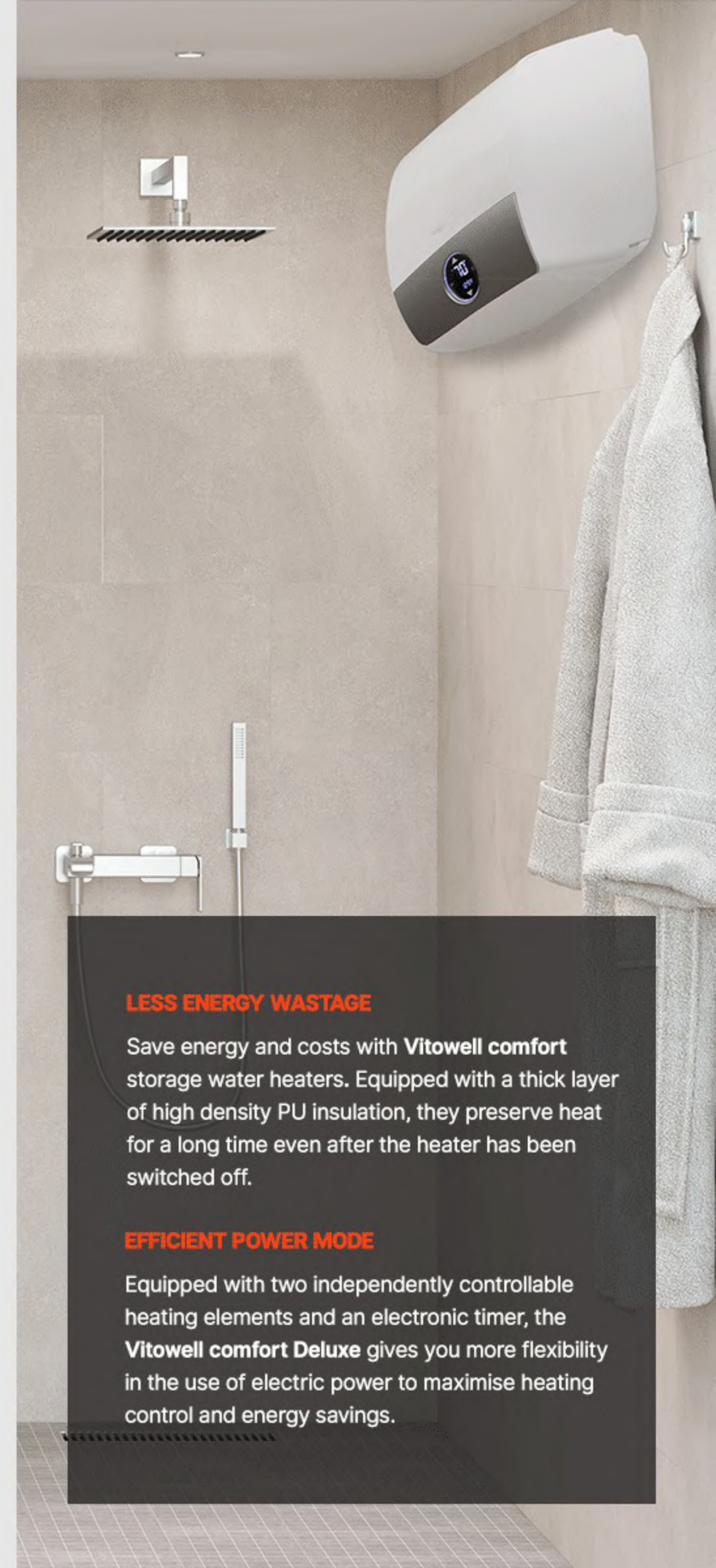
Look out for higher quality storage water heaters in the market with higher energy efficiency to avoid costly electricity bills.

WANT TO FIND OUT MORE?

Scan the QR code below to visit our official website viessmann.com.vn to explore the Vitowell comfort range of storage water heaters.



OFFICIAL WEBSITE



LESS ENERGY WASTAGE

Save energy and costs with **Vitowell comfort** storage water heaters. Equipped with a thick layer of high density PU insulation, they preserve heat for a long time even after the heater has been switched off.

EFFICIENT POWER MODE

Equipped with two independently controllable heating elements and an electronic timer, the **Vitowell comfort Deluxe** gives you more flexibility in the use of electric power to maximise heating control and energy savings.

picking your instant water heater

Instant water heaters provide hot water instantaneously and take up less space, making them an ideal choice for smaller households living in compact apartments.

When choosing an instant water heater, look out for these important features:

1. SAFETY

Good instant water heaters make no compromise when it comes to user safety. They come with anti-scald protection with auto heating shut-off so that you will not be harmed by any abrupt change in temperature. They also come with mechanical ELCB safety switch also guarantees complete safety against electrical hazards that reacts immediately to any possible electrical leakage.

2. QUALITY

Choose an instant water heater that uses an effective temperature control system and durable casing material so that you can enjoy a comfortable shower with no worries.



ANTI-SCALD PROTECTION AT 55°C

All Vitowell easy instant water heaters come with an automatic heating shut-off at 55°C for maximum protection of you and your family.

SUPERIOR FEATURES AND MATERIAL

Vitowell easy instant water heaters come with a control system that keeps temperature constant regardless of changes in inlet water pressure and temperature. Enjoy longer durability with an ABS outer casing. They also come equipped with an extremely reliable mechanical ELCB technology protection for ultimate safety against electrical hazards.



CONVENIENCE

The **Vitowell easy Premium** has a LED ring with changing color tones to show you when water heating has been completed, allowing for precise temperature setting.

3. SHOWER COMFORT

Good instant water heaters provide a high quality shower spray that offers you various modes for a relaxing shower. They even remember your favourite temperatures so that you can shower with ease.

WANT TO FIND OUT MORE?

Scan the QR code below to visit our official website viessmann.com.vn to explore the Vitowell easy range of instant water heaters.



OFFICIAL WEBSITE



ADVANCED MEMORY MODE

The 2 temperature presets of the **Vitowell easy Deluxe** come in handy for those who emphasize and appreciate shower comfort even with a hectic pace of life.

installation checklist

While it is important to decide on the water heater that best fits your household needs and requirements, it is equally important to consider the installation process.

Hazardous installation of the water heater may land you in hot water, though not quite the kind that you had in mind when you were buying it.



FILL THE TANK BEFORE TURNING ON

Do not power the appliance until the tank is filled with water. Otherwise, the appliance may be damaged.

ENSURE TEMPERATURE IS SET <50°C

To prevent burns, adjust the water temperature appropriately before use. Water above 50°C is dangerous for humans.

CHECK THE SAFETY RELIEF VALVE REGULARLY

When running the appliance, check the safety relief valve regularly in the following way: Move the handle of the safety relief valve and check if any water flows out. If no water flows out, it indicates that the valve works abnormally. In such case, please contact your local Technical Service Center.

REPLACE POWER CHORD IF DAMAGED

To avoid dangers, the damaged power chord must be replaced by the power chord manufacturer or its service or any other responsible department.

STOP IMMEDIATELY IF EARTHING IS ABNORMAL

Immediately stop the appliance if the external earthing system is abnormal.

Your new bathroom awaits!

We hope that this guide has made the renovation process more smooth and enjoyable as you turn your dream bathroom into a reality.

For more information on our Vitowell range of instant and storage water heaters, please visit our official website at viessmann.com.vn.



OFFICIAL WEBSITE



VIESSMANN

Viessmann Climate Solutions SEA HQ

Southeast Asia and Oceania

25 International Business Park

German Centre #04-01/02 Singapore 609916

Phone: +65 69708411

E-mail: service@viessmann.sg

“We create living spaces for generations to come.”



[viessmannclimatesolutionsvn](https://www.instagram.com/viessmannclimatesolutionsvn)



[fb.com/ViessmannClimateSolutionsVN](https://www.facebook.com/ViessmannClimateSolutionsVN)



[@ViessmannClimateSolutionsVN](https://www.youtube.com/@ViessmannClimateSolutionsVN)



[@ViessmannCS](https://www.twitter.com/ViessmannCS)

All images are for illustrative purposes only.

Whilst every care has been taken in the preparation of this publication, Viessmann does not warrant the accuracy or completeness of the information in this publication and reserves the right to alter specifications without notice.